


**Summary Institution-Level Pass Rate Data: Traditional Teacher Preparation Program Within IHE**


		<b>HEOA - Title II 2016 - 2017 Academic Year</b>				
<b>Institution Name</b>		COLLEGE OF ST ELIZABETH				
<b>Institution Code</b>		2090				
<b>State</b>		New Jersey				
		<i>February 5, 2018</i>				
		<b>Statewide</b>				
<b>Group</b>	<b>Number Taking Assessment<sup>1</sup></b>	<b>Number Passing Assessment<sup>2</sup></b>	<b>Institutional Pass Rate</b>	<b>Number Taking Assessment<sup>1</sup></b>	<b>Number Passing Assessment<sup>2</sup></b>	<b>Statewide Pass Rate</b>
All program completers, 2016-17	11	11	100%	2787	2714	97%
All program completers, 2015-16	37	35	95%	2909	2826	97%
All program completers, 2014-15	46	46	100%	3432	3285	96%

Note: In cases where there are less than ten students taking the assessment or license/certificate, the number passing and pass rate are not reported.

<sup>1</sup> Number of completers taking one or more assessments within their area of specialization.

<sup>2</sup> Summary level "Number Taking Assessment" may differ from assessment level "Number Taking Assessment" because each student is counted once at the summary level but may be counted in multiple assessments at the assessment level.


**Single Assessment Institution-Level Pass Rate Data: Traditional Teacher Preparation Program Within IHE**

	<b>HEOA - Title II 2016 - 2017 Academic Year</b>
	<b>Institution Name</b> COLLEGE OF ST ELIZABETH
	<b>Institution Code</b> 2090
	<b>State</b> New Jersey


February 5, 2018

Assessment Information <sup>1</sup>	Group	Number Taking Assessment	Number Passing Assessment	Institutional Pass Rate	Institutional Average Scaled Score	Assessment Cut Score <sup>2</sup>	Statewide			
							Number Taking Assessment	Number Passing Assessment	Statewide Pass Rate	Statewide Average Scaled Score
<b>ART CONTENT KNOWLEDGE (5134)</b>  Test Company: ETS Score Range: 100-200	All enrolled students who have completed all nonclinical courses, 2016-17						28	21	75%	162
	Other enrolled students, 2016-17	1				158	54	46	85%	165
	All program completers, 2016-17	1				158	47	45	96%	169
	All program completers, 2015-16	1				158	55	54	98%	170
	All program completers, 2014-15	1				158	84	83	99%	169
<b>BIOLOGY CONTENT KNOWLEDGE (0235)</b>  Test Company: ETS Score Range: 100-200	All enrolled students who have completed all nonclinical courses, 2016-17						27	24	89%	165
	Other enrolled students, 2016-17						52	51	98%	169
	All program completers, 2016-17						74	73	99%	169
	All program completers, 2015-16						70	68	97%	166
	All program completers, 2014-15	2				152	88	88	100%	166
<b>BUSINESS ED CONTENT KNOWLEDGE (5101)</b>  Test Company: ETS Score Range: 100-200	All enrolled students who have completed all nonclinical courses, 2016-17									
	Other enrolled students, 2016-17						2			
	All program completers, 2016-17						6			
	All program completers, 2015-16						7			
	All program completers, 2014-15						2			
<b>CHEMISTRY CONTENT KNOWLEDGE (0245)</b>  Test Company: ETS Score Range: 100-200	All enrolled students who have completed all nonclinical courses, 2016-17						5			
	Other enrolled students, 2016-17						12	11	92%	166
	All program completers, 2016-17						19	19	100%	164
	All program completers, 2015-16	1				152	18	17	94%	164
	All program completers, 2014-15						21	19	90%	170


**Single Assessment Institution-Level Pass Rate Data: Traditional Teacher Preparation Program Within IHE**

		<b>HEOA - Title II 2016 - 2017 Academic Year</b>									
<b>Institution Name</b>		COLLEGE OF ST ELIZABETH									
<b>Institution Code</b>		2090									
<b>State</b>		New Jersey					February 5, 2018				
Assessment Information <sup>1</sup>	Group	Number Taking Assessment	Number Passing Assessment	Institutional Pass Rate	Institutional Average Scaled Score	Assessment Cut Score <sup>2</sup>	Statewide				
							Number Taking Assessment	Number Passing Assessment	Statewide Pass Rate	Statewide Average Scaled Score	
<b>EARLY CHILDHOOD CONTENT KNOWLEDGE (5022)</b>  Test Company: ETS Score Range: 100-200	All enrolled students who have completed all nonclinical courses, 2016-17						2				
	Other enrolled students, 2016-17	1				159	95	80	84%	169	
	All program completers, 2016-17	1				159	97	97	100%	173	
	All program completers, 2015-16	15	15	100%	171	159	344	341	99%	172	
	All program completers, 2014-15	26	26	100%	173	159	420	413	98%	172	
<b>EARLY CHILDHOOD EDUCATION (5025)</b>  Test Company: ETS Score Range: 100-200	All enrolled students who have completed all nonclinical courses, 2016-17						78	75	96%	171	
	Other enrolled students, 2016-17	4				156	230	182	79%	165	
	All program completers, 2016-17	2				156	230	229	100%	170	
	All program completers, 2015-16						59	58	98%	169	
	All program completers, 2014-15						1				
<b>EARTH AND SPACE SCIENCES - CK (5571)</b>  Test Company: ETS Score Range: 100-200	All enrolled students who have completed all nonclinical courses, 2016-17						3				
	Other enrolled students, 2016-17						4				
	All program completers, 2016-17						6				
	All program completers, 2015-16						7				
	All program completers, 2014-15						15	15	100%	163	
<b>ELEM ED CONTENT KNOWLEDGE (DISCONTINUED) (5014)</b>  Test Company: ETS Score Range: 100-200	All enrolled students who have completed all nonclinical courses, 2016-17										
	Other enrolled students, 2016-17										
	All program completers, 2016-17										
	All program completers, 2015-16	1				141	18	18	100%	163	
	All program completers, 2014-15	3				141	153	152	99%	160	


Single Assessment Institution-Level Pass Rate Data: *Traditional Teacher Preparation Program Within IHE*

		<b>HEOA - Title II 2016 - 2017 Academic Year</b>									
Institution Name		COLLEGE OF ST ELIZABETH									
Institution Code		2090									
State		New Jersey					February 5, 2018				
Assessment Information <sup>1</sup>		Group	Number Taking Assessment	Number Passing Assessment	Institutional Pass Rate	Institutional Average Scaled Score	Assessment Cut Score <sup>2</sup>	Statewide			Statewide Average Scaled Score
							Number Taking Assessment	Number Passing Assessment	Statewide Pass Rate		
<b>ELEM ED MULTI SUBJ MATHEMATICS (DISC) (5033)</b>  Test Company: ETS Score Range: 100-200	All enrolled students who have completed all nonclinical courses, 2016-17						3				
	Other enrolled students, 2016-17						29	18	62%	157	
	All program completers, 2016-17						40	39	98%	173	
	All program completers, 2015-16		12	9	75%	167	164	387	377	97%	174
	All program completers, 2014-15		18	15	83%	171	164	1210	1146	95%	174
<b>ELEM ED MULTI SUBJ MATHEMATICS (5003)</b>  Test Company: ETS Score Range: 100-200	All enrolled students who have completed all nonclinical courses, 2016-17						395	375	95%	175	
	Other enrolled students, 2016-17		10	9	90%	168	157	1085	988	91%	175
	All program completers, 2016-17		9				157	1346	1327	99%	177
	All program completers, 2015-16		11	7	64%	163	157	981	955	97%	175
	All program completers, 2014-15		5				157	294	260	88%	174
<b>ELEM ED MULTI SUBJ READING LANG ARTS (DISC) (5032)</b>  Test Company: ETS Score Range: 100-200	All enrolled students who have completed all nonclinical courses, 2016-17						3				
	Other enrolled students, 2016-17						29	21	72%	171	
	All program completers, 2016-17						40	40	100%	175	
	All program completers, 2015-16		12	11	92%	174	165	388	381	98%	177
	All program completers, 2014-15		18	18	100%	180	165	1208	1187	98%	177
<b>ELEM ED MULTI SUBJ READING LANG ARTS (5002)</b>  Test Company: ETS Score Range: 100-200	All enrolled students who have completed all nonclinical courses, 2016-17						396	370	93%	169	
	Other enrolled students, 2016-17		10	9	90%	163	157	1089	984	90%	169
	All program completers, 2016-17		9				157	1345	1323	98%	170
	All program completers, 2015-16		12	6	50%	155	157	984	957	97%	169
	All program completers, 2014-15		4				157	281	257	91%	173

**Single Assessment Institution-Level Pass Rate Data: Traditional Teacher Preparation Program Within IHE**

		<b>HEOA - Title II 2016 - 2017 Academic Year</b>									
Institution Name		COLLEGE OF ST ELIZABETH									
Institution Code		2090									
State		New Jersey									
							Statewide <span style="float: right; font-size: small;">February 5, 2018</span>				
Assessment Information <sup>1</sup>	Group	Number Taking Assessment	Number Passing Assessment	Institutional Pass Rate	Institutional Average Scaled Score	Assessment Cut Score <sup>2</sup>	Number Taking Assessment	Number Passing Assessment	Statewide Pass Rate	Statewide Average Scaled Score	
<b>ELEM ED MULTI SUBJ SCIENCES (DISC) (5035)</b>  Test Company: ETS Score Range: 100-200	All enrolled students who have completed all nonclinical courses, 2016-17						3				
	Other enrolled students, 2016-17						29	20	69%	162	
	All program completers, 2016-17						40	39	98%	171	
	All program completers, 2015-16	12	11	92%	169	159	388	384	99%	170	
	All program completers, 2014-15	18	17	94%	169	159	1207	1163	96%	169	
<b>ELEM ED MULTI SUBJ SCIENCES (5005)</b>  Test Company: ETS Score Range: 100-200	All enrolled students who have completed all nonclinical courses, 2016-17						397	359	90%	168	
	Other enrolled students, 2016-17	10	8	80%	161	155	1049	903	86%	167	
	All program completers, 2016-17	9				155	1344	1313	98%	170	
	All program completers, 2015-16	12	6	50%	152	155	980	951	97%	170	
	All program completers, 2014-15	4				155	288	264	92%	170	
<b>ELEM ED MULTI SUBJ SOCIAL STUDIES (DISC) (5034)</b>  Test Company: ETS Score Range: 100-200	All enrolled students who have completed all nonclinical courses, 2016-17						3				
	Other enrolled students, 2016-17						30	19	63%	159	
	All program completers, 2016-17						40	39	98%	166	
	All program completers, 2015-16	12	12	100%	165	155	388	384	99%	166	
	All program completers, 2014-15	18	17	94%	166	155	1207	1157	96%	165	
<b>ELEM ED MULTI SUBJ SOCIAL STUDIES (5004)</b>  Test Company: ETS Score Range: 100-200	All enrolled students who have completed all nonclinical courses, 2016-17						394	344	87%	164	
	Other enrolled students, 2016-17	10	7	70%	155	155	1059	828	78%	163	
	All program completers, 2016-17	9				155	1344	1302	97%	167	
	All program completers, 2015-16	11	5	45%	158	155	980	946	97%	166	
	All program completers, 2014-15	4				155	291	258	89%	167	

Single Assessment Institution-Level Pass Rate Data: *Traditional Teacher Preparation Program Within IHE*

	<b>HEOA - Title II 2016 - 2017 Academic Year</b>
	<b>Institution Name</b>
	<b>Institution Code</b>
	<b>State</b>

COLLEGE OF ST ELIZABETH


2090

New Jersey


February 5, 2018

Assessment Information <sup>1</sup>	Group	Number Taking Assessment	Number Passing Assessment	Institutional Pass Rate	Institutional Average Scaled Score	Assessment Cut Score <sup>2</sup>	Statewide			
							Number Taking Assessment	Number Passing Assessment	Statewide Pass Rate	Statewide Average Scaled Score
<b>ENG LANG LIT COMP CONTENT KNOWLEDGE (DISC) (0041)</b>  Test Company: ETS Score Range: 100-200	All enrolled students who have completed all nonclinical courses, 2016-17									
	Other enrolled students, 2016-17						1			
	All program completers, 2016-17						1			
	All program completers, 2015-16						1			
	All program completers, 2014-15						47	45	96%	177
<b>ENGLISH LANGUAGE ARTS: CK (5038)</b>  Test Company: ETS Score Range: 100-200	All enrolled students who have completed all nonclinical courses, 2016-17						64	60	94%	176
	Other enrolled students, 2016-17	1				167	198	175	88%	177
	All program completers, 2016-17	1				167	241	239	99%	178
	All program completers, 2015-16	6				167	240	237	99%	178
	All program completers, 2014-15	1				167	245	242	99%	177
<b>FRENCH WORLD LANGUAGE (5174)</b>  Test Company: ETS Score Range: 100-200	All enrolled students who have completed all nonclinical courses, 2016-17						3			
	Other enrolled students, 2016-17						3			
	All program completers, 2016-17						2			
	All program completers, 2015-16						6			
	All program completers, 2014-15	1				162	10	9	90%	178
<b>GENERAL SCI CONTENT KNOWLEDGE (0435)</b>  Test Company: ETS Score Range: 100-200	All enrolled students who have completed all nonclinical courses, 2016-17						39	33	85%	164
	Other enrolled students, 2016-17						74	69	93%	168
	All program completers, 2016-17						112	111	99%	168
	All program completers, 2015-16	1				152	119	117	98%	167
	All program completers, 2014-15	2				152	135	133	99%	167

**Single Assessment Institution-Level Pass Rate Data: Traditional Teacher Preparation Program Within IHE**


		<b>HEOA - Title II 2016 - 2017 Academic Year</b>										
Institution Name		COLLEGE OF ST ELIZABETH										
Institution Code		2090										
State		New Jersey										
							February 5, 2018					
Assessment Information <sup>1</sup>		Group	Number Taking Assessment	Number Passing Assessment	Institutional Pass Rate	Institutional Average Scaled Score	Assessment Cut Score <sup>2</sup>	Statewide				
								Number Taking Assessment	Number Passing Assessment	Statewide Pass Rate	Statewide Average Scaled Score	
<b>GERMAN WORLD LANGUAGE (5183)</b>  Test Company: ETS Score Range: 100-200		All enrolled students who have completed all nonclinical courses, 2016-17										
		Other enrolled students, 2016-17						1				
		All program completers, 2016-17										
		All program completers, 2015-16							2			
		All program completers, 2014-15							1			
<b>HEALTH AND PE (DISC) (5856)</b>  Test Company: ETS Score Range: 100-200		All enrolled students who have completed all nonclinical courses, 2016-17										
		Other enrolled students, 2016-17						1				
		All program completers, 2016-17							3			
		All program completers, 2015-16							16	16	100%	159
		All program completers, 2014-15							226	225	100%	161
<b>HEALTH AND PE (5857)</b>  Test Company: ETS Score Range: 100-200		All enrolled students who have completed all nonclinical courses, 2016-17						47	45	96%	170	
		Other enrolled students, 2016-17						107	95	89%	166	
		All program completers, 2016-17							170	169	99%	168
		All program completers, 2015-16							152	149	98%	168
		All program completers, 2014-15							55	53	96%	167
<b>MARKETING EDUCATION (5561)</b>  Test Company: ETS Score Range: 100-200		All enrolled students who have completed all nonclinical courses, 2016-17										
		Other enrolled students, 2016-17										
		All program completers, 2016-17							3			
		All program completers, 2015-16										
		All program completers, 2014-15							1			

**Single Assessment Institution-Level Pass Rate Data: Traditional Teacher Preparation Program Within IHE**


		<b>HEOA - Title II 2016 - 2017 Academic Year</b>								
Institution Name		COLLEGE OF ST ELIZABETH								
Institution Code		2090								
State		New Jersey								
							Statewide <span style="float: right; font-size: small;">February 5, 2018</span>			
Assessment Information <sup>1</sup>	Group	Number Taking Assessment	Number Passing Assessment	Institutional Pass Rate	Institutional Average Scaled Score	Assessment Cut Score <sup>2</sup>	Number Taking Assessment	Number Passing Assessment	Statewide Pass Rate	Statewide Average Scaled Score
<b>MATHEMATICS CONTENT KNOWLEDGE (DISC) (0061)</b>  Test Company: ETS Score Range: 100-200	All enrolled students who have completed all nonclinical courses, 2016-17									
	Other enrolled students, 2016-17						1			
	All program completers, 2016-17									
	All program completers, 2015-16						4			
	All program completers, 2014-15						30	30	100%	156
<b>MATHEMATICS CONTENT KNOWLEDGE (5161)</b>  Test Company: ETS Score Range: 100-200	All enrolled students who have completed all nonclinical courses, 2016-17						35	28	80%	164
	Other enrolled students, 2016-17	2				160	147	102	69%	161
	All program completers, 2016-17						158	155	98%	168
	All program completers, 2015-16						149	144	97%	169
	All program completers, 2014-15	1				160	152	145	95%	169
<b>MIDDLE SCHOOL ENG LANG ARTS (DISCONTINUED) (5049)</b>  Test Company: ETS Score Range: 100-200	All enrolled students who have completed all nonclinical courses, 2016-17									
	Other enrolled students, 2016-17									
	All program completers, 2016-17									
	All program completers, 2015-16									
	All program completers, 2014-15						5			
<b>MIDDLE SCHOOL ENG LANG ARTS (5047)</b>  Test Company: ETS Score Range: 100-200	All enrolled students who have completed all nonclinical courses, 2016-17						5			
	Other enrolled students, 2016-17						5			
	All program completers, 2016-17						14	13	93%	168
	All program completers, 2015-16						29	27	93%	168
	All program completers, 2014-15						23	20	87%	168



**Single Assessment Institution-Level Pass Rate Data: Traditional Teacher Preparation Program Within IHE**

		<b>HEOA - Title II 2016 - 2017 Academic Year</b>								
Institution Name		COLLEGE OF ST ELIZABETH								
Institution Code		2090								
State		New Jersey								
							Statewide <span style="float: right; font-size: small;">February 5, 2018</span>			
Assessment Information <sup>1</sup>	Group	Number Taking Assessment	Number Passing Assessment	Institutional Pass Rate	Institutional Average Scaled Score	Assessment Cut Score <sup>2</sup>	Number Taking Assessment	Number Passing Assessment	Statewide Pass Rate	Statewide Average Scaled Score
<b>MIDDLE SCHOOL MATHEMATICS (DISCONTINUED) (0069)</b>  Test Company: ETS Score Range: 100-200	All enrolled students who have completed all nonclinical courses, 2016-17									
	Other enrolled students, 2016-17									
	All program completers, 2016-17									
	All program completers, 2015-16						1			
	All program completers, 2014-15						3			
<b>MIDDLE SCHOOL MATHEMATICS (5169)</b>  Test Company: ETS Score Range: 100-200	All enrolled students who have completed all nonclinical courses, 2016-17						10	9	90%	173
	Other enrolled students, 2016-17	1				165	17	9	53%	161
	All program completers, 2016-17	1				165	28	28	100%	176
	All program completers, 2015-16						36	35	97%	172
	All program completers, 2014-15						32	31	97%	178
<b>MIDDLE SCHOOL SCIENCE (DISCONTINUED) (0439)</b>  Test Company: ETS Score Range: 100-200	All enrolled students who have completed all nonclinical courses, 2016-17									
	Other enrolled students, 2016-17									
	All program completers, 2016-17									
	All program completers, 2015-16						1			
	All program completers, 2014-15						14	14	100%	157
<b>MIDDLE SCHOOL SCIENCE (5440)</b>  Test Company: ETS Score Range: 100-200	All enrolled students who have completed all nonclinical courses, 2016-17									
	Other enrolled students, 2016-17						2			
	All program completers, 2016-17						32	29	91%	157
	All program completers, 2015-16						19	19	100%	160
	All program completers, 2014-15						11	9	82%	162


**Single Assessment Institution-Level Pass Rate Data: Traditional Teacher Preparation Program Within IHE**

	<b>HEOA - Title II 2016 - 2017 Academic Year</b>
	<b>Institution Name</b> COLLEGE OF ST ELIZABETH
	<b>Institution Code</b> 2090
	<b>State</b> New Jersey

February 5, 2018

Assessment Information <sup>1</sup>	Group	Number Taking Assessment	Number Passing Assessment	Institutional Pass Rate	Institutional Average Scaled Score	Assessment Cut Score <sup>2</sup>	Statewide			
							Number Taking Assessment	Number Passing Assessment	Statewide Pass Rate	Statewide Average Scaled Score
<b>MIDDLE SCHOOL SOCIAL STUDIES (5089)</b>  Test Company: ETS Score Range: 100-200	All enrolled students who have completed all nonclinical courses, 2016-17						2			
	Other enrolled students, 2016-17	1				158	4			
	All program completers, 2016-17						15	15	100%	171
	All program completers, 2015-16						14	13	93%	168
	All program completers, 2014-15						18	18	100%	167
<b>MUSIC CONTENT KNOWLEDGE (0113)</b>  Test Company: ETS Score Range: 100-200	All enrolled students who have completed all nonclinical courses, 2016-17						28	26	93%	169
	Other enrolled students, 2016-17						87	81	93%	166
	All program completers, 2016-17						129	129	100%	169
	All program completers, 2015-16						138	137	99%	170
	All program completers, 2014-15						180	179	99%	169
<b>PHYSICAL ED CONTENT KNOWLEDGE (5091)</b>  Test Company: ETS Score Range: 100-200	All enrolled students who have completed all nonclinical courses, 2016-17									
	Other enrolled students, 2016-17						1			
	All program completers, 2016-17						2			
	All program completers, 2015-16						6			
	All program completers, 2014-15						10	10	100%	158
<b>PHYSICS CONTENT KNOWLEDGE (5265)</b>  Test Company: ETS Score Range: 100-200	All enrolled students who have completed all nonclinical courses, 2016-17						5			
	Other enrolled students, 2016-17						16	16	100%	167
	All program completers, 2016-17						20	20	100%	167
	All program completers, 2015-16						25	25	100%	161
	All program completers, 2014-15						13	13	100%	158


**Single Assessment Institution-Level Pass Rate Data: Traditional Teacher Preparation Program Within IHE**

	<b>HEOA - Title II 2016 - 2017 Academic Year</b>
	<b>Institution Name</b> COLLEGE OF ST ELIZABETH
	<b>Institution Code</b> 2090
	<b>State</b> New Jersey

February 5, 2018

Assessment Information <sup>1</sup>	Group	Number Taking Assessment	Number Passing Assessment	Institutional Pass Rate	Institutional Average Scaled Score	Assessment Cut Score <sup>2</sup>	Statewide			
							Number Taking Assessment	Number Passing Assessment	Statewide Pass Rate	Statewide Average Scaled Score
<b>PRAXIS I MATHEMATICS (DISCONTINUED) (0730)</b>  Test Company: ETS Score Range: 150-190	All enrolled students who have completed all nonclinical courses, 2016-17									
	Other enrolled students, 2016-17						3			
	All program completers, 2016-17									
	All program completers, 2015-16									
	All program completers, 2014-15									
<b>PRAXIS I READING (DISCONTINUED) (0710)</b>  Test Company: ETS Score Range: 150-190	All enrolled students who have completed all nonclinical courses, 2016-17									
	Other enrolled students, 2016-17						3			
	All program completers, 2016-17									
	All program completers, 2015-16									
	All program completers, 2014-15									
<b>PRAXIS I WRITING (DISCONTINUED) (0720)</b>  Test Company: ETS Score Range: 150-190	All enrolled students who have completed all nonclinical courses, 2016-17									
	Other enrolled students, 2016-17						3			
	All program completers, 2016-17									
	All program completers, 2015-16									
	All program completers, 2014-15									
<b>SOCIAL STUDIES CONTENT KNOWLEDGE (0081)</b>  Test Company: ETS Score Range: 100-200	All enrolled students who have completed all nonclinical courses, 2016-17						65	46	71%	165
	Other enrolled students, 2016-17	2				157	156	111	71%	163
	All program completers, 2016-17						223	216	97%	167
	All program completers, 2015-16	1				157	237	230	97%	166
	All program completers, 2014-15	4				157	299	289	97%	166


**Single Assessment Institution-Level Pass Rate Data: Traditional Teacher Preparation Program Within IHE**

	<b>HEOA - Title II 2016 - 2017 Academic Year</b>
	<b>Institution Name</b> COLLEGE OF ST ELIZABETH
	<b>Institution Code</b> 2090
	<b>State</b> New Jersey


February 5, 2018

Assessment Information <sup>1</sup>	Group	Number Taking Assessment	Number Passing Assessment	Institutional Pass Rate	Institutional Average Scaled Score	Assessment Cut Score <sup>2</sup>	Statewide			
							Number Taking Assessment	Number Passing Assessment	Statewide Pass Rate	Statewide Average Scaled Score
<b>SPANISH WORLD LANGUAGE (5195)</b>  Test Company: ETS Score Range: 100-200	All enrolled students who have completed all nonclinical courses, 2016-17						9			
	Other enrolled students, 2016-17						30	23	77%	174
	All program completers, 2016-17						36	35	97%	180
	All program completers, 2015-16						42	41	98%	180
	All program completers, 2014-15						46	45	98%	179
<b>TECHNOLOGY EDUCATION (5051)</b>  Test Company: ETS Score Range: 100-200	All enrolled students who have completed all nonclinical courses, 2016-17						9			
	Other enrolled students, 2016-17						2			
	All program completers, 2016-17						7			
	All program completers, 2015-16						11	10	91%	180
	All program completers, 2014-15						7			
<b>THEATRE (5641)</b>  Test Company: ETS Score Range: 100-200	All enrolled students who have completed all nonclinical courses, 2016-17						1			
	Other enrolled students, 2016-17						1			
	All program completers, 2016-17						3			
	All program completers, 2015-16						6			
	All program completers, 2014-15						7			
<b>OPI ARABIC (ACT1001)</b>  Test Company: ACTFL* Score Range: 1-10	All enrolled students who have completed all nonclinical courses, 2016-17									
	Other enrolled students, 2016-17						1			
	All program completers, 2016-17									
	All program completers, 2015-16									
	All program completers, 2014-15									

Single Assessment Institution-Level Pass Rate Data: *Traditional Teacher Preparation Program Within IHE*

		<b>HEOA - Title II 2016 - 2017 Academic Year</b>								
Institution Name		COLLEGE OF ST ELIZABETH								
Institution Code		2090								
State		New Jersey								
							February 5, 2018			
							Statewide			
Assessment Information <sup>1</sup>	Group	Number Taking Assessment	Number Passing Assessment	Institutional Pass Rate	Institutional Average Scaled Score	Assessment Cut Score <sup>2</sup>	Number Taking Assessment	Number Passing Assessment	Statewide Pass Rate	Statewide Average Scaled Score
<b>OPI FRENCH (ACT1006)</b>  Test Company: ACTFL* Score Range: 1-10	All enrolled students who have completed all nonclinical courses, 2016-17						2			
	Other enrolled students, 2016-17						3			
	All program completers, 2016-17						2			
	All program completers, 2015-16						6			
	All program completers, 2014-15	1				7	9			
<b>OPI GERMAN (ACT1007)</b>  Test Company: ACTFL* Score Range: 1-10	All enrolled students who have completed all nonclinical courses, 2016-17									
	Other enrolled students, 2016-17						2			
	All program completers, 2016-17									
	All program completers, 2015-16						1			
	All program completers, 2014-15						1			
<b>OPI ITALIAN (ACT1010)</b>  Test Company: ACTFL* Score Range: 1-10	All enrolled students who have completed all nonclinical courses, 2016-17									
	Other enrolled students, 2016-17									
	All program completers, 2016-17						1			
	All program completers, 2015-16						1			
	All program completers, 2014-15						2			
<b>OPI MANDARIN (ACT1013)</b>  Test Company: ACTFL* Score Range: 1-10	All enrolled students who have completed all nonclinical courses, 2016-17									
	Other enrolled students, 2016-17						1			
	All program completers, 2016-17						2			
	All program completers, 2015-16						2			
	All program completers, 2014-15						6			

Single Assessment Institution-Level Pass Rate Data: *Traditional Teacher Preparation Program Within IHE*

	<b>HEOA - Title II 2016 - 2017 Academic Year</b>
	<b>Institution Name</b> COLLEGE OF ST ELIZABETH
	<b>Institution Code</b> 2090
	<b>State</b> New Jersey

February 5, 2018

Assessment Information <sup>1</sup>	Group	Number Taking Assessment	Number Passing Assessment	Institutional Pass Rate	Institutional Average Scaled Score	Assessment Cut Score <sup>2</sup>	Statewide			
							Number Taking Assessment	Number Passing Assessment	Statewide Pass Rate	Statewide Average Scaled Score
<i>OPI SPANISH (ACT1018)</i>  Test Company: ACTFL* Score Range: 1-10	All enrolled students who have completed all nonclinical courses, 2016-17						5			
	Other enrolled students, 2016-17						33	30	91%	8
	All program completers, 2016-17						22	20	91%	7
	All program completers, 2015-16						35	34	97%	8
	All program completers, 2014-15						46	42	91%	8

Note: In cases where there are less than ten students taking the assessment or license/certificate, the number passing and pass rate are not reported.

<sup>1</sup>Tests with multiple delivery options (computer, paper, etc.) will be noted with the assessment code for one format only.

<sup>2</sup>Cut scores may vary for groups depending upon when the cut scores are established by the state and when each group completed their teacher certification or licensure assessment.

\*Questions regarding tests listed by this testing company must be addressed to your state Title II Coordinator.